



Bead Board design with Stockton DecraTrim in True White

Design and energy efficiency make the Designer's Choice doors popular models. With triple-layer construction and superior insulation R-Value of 19.40*, these durable low-maintenance doors give you the ultimate in quiet operation and energy efficiency.



Raised design with Arched Thames DecraTrim in Sandtone

Bead Board with Cascade DecraTrim (BB23)



Raised Closed (RS)

Long Bead Board with Stockton DecraTrim (LPBB20)



Bead Board with Mission DecraGlass (BB71)




Recessed with Moonlite DecraTrim (RE24)



PANEL DESIGNS


BB • BEAD BOARD




LPBB • LONG BEAD BOARD



RE • RECESSED



RS • RAISED



ENERGY EFFICIENCY




*For True White Bead Board only.
13.35 for all panels and colors except True White Bead Board.



DESIGNER'S CHOICE COLLECTION

Construction



STEEL

Triple-Layer: Steel + Insulation + Steel

For the toughest, most energy-efficient steel door, Designer's Choice triple-layer doors include the ultimate in thermal properties, plus a layer of steel for a finished interior look and added durability.

- Heavy-duty Exterior and Interior Steel
- Durable, Reliable, Low Maintenance
- Environmentally Safe Polyurethane Insulation
- Superior Energy Efficiency
- Extra Quiet Operation

Specifications

	DESIGNER'S CHOICE
PANEL DESIGNS	
Bead Board	•
Long Bead Board	•
Recessed	•
Raised	•
INSULATION	Polyurethane
R-VALUE	19.40 ^{1*} - 13.35 ²
DOOR THICKNESS	2" (5.1cm)
STEEL THICKNESS	27/27 ga
WOODGRAIN EXTERIOR TEXTURE	•
END STILES Painted	•
BOTTOM WEATHER SEAL	•
DECORATIVE GLASS OPTIONS	•
WINDOW GLASS OPTIONS	
3/32" (0.24cm) Single Strength	•
Insulated Glass	•
Obscure	•
EXTERIOR COLOR OPTIONS	
True White	•
Almond	•
Wicker Tan	•
Sandtone	•
Dark Brown	•
Black†	•
WIND LOAD³ AVAILABLE	•*
PAINT FINISH WARRANTY⁴	Lifetime
WORKMANSHIP/HARDWARE WARRANTY²	Lifetime

¹ Based upon independent laboratory test results.

² For all panels and colors except True White Short Panel. Calculated door section R-value is in accordance with DASMA TDS-163.

³ It is your responsibility to make sure your garage door meets local building codes.


⁴ For complete warranty details, visit amarr.com or contact your local Amarr dealer.

* For True White Bead Board only.

† Price upcharge applies.

Colors

Amarr steel doors arrive pre-painted; for custom colors, exterior latex paint must be used. Visit amarr.com for instructions on painting. Actual paint colors may vary from samples shown.



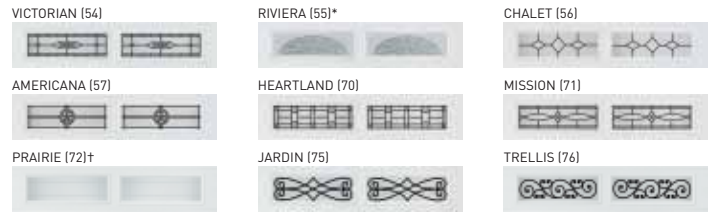
† Price upcharge applies.

DecraTrim Window Inserts



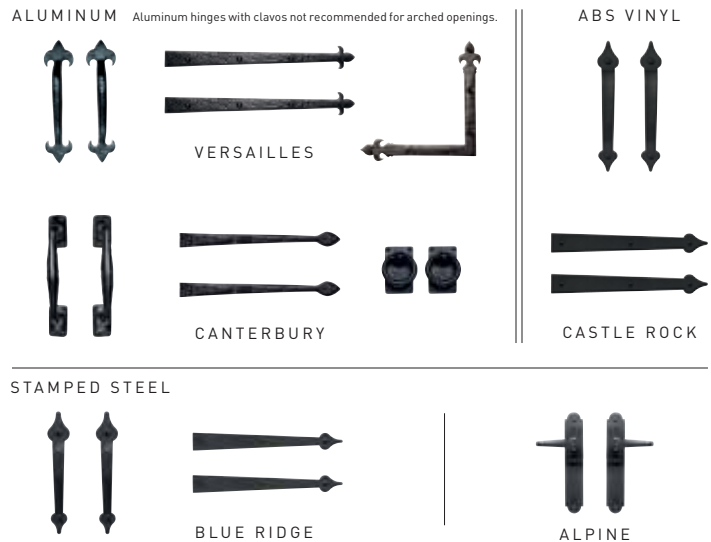
DecraGlass™ Windows

Tempered obscure glass with baked-on ceramic designs.



* Clear glass with printed frost pattern.
† Obscure glass with v-groove.

Decorative Hardware & Lock



165 Carriage Court
Winston-Salem, NC 27105
800.503.DOOR
www.amarr.com



YOUR LOCAL AMARR DEALER:

Entrematic reserves the right to change specifications and designs without notice and without incurring obligations.

Sectional door products from Entrematic may be the subject of one or more U.S. and/or foreign, issued and/or pending, design and/or utility patents.

Amarr as word or logo is a registered trademark belonging to Entrematic Group AB or other companies controlled by the same organization. All rights reserved.

©Entrematic Group AB 2014. All rights reserved.
Printed in USA Form #6391114/20M/GVS