

CANYON RIDGE®

collection

LIMITED EDITION SERIES | ULTRA-GRAIN® SERIES



America's Favorite Garage Doors®



Canyon Ridge® Collection Limited Edition Series Design 13 Shown in Dark Finish with Mahogany Cladding, Mahogany Overlays and REC13 Window Design (Model CAN213MMREC13)



clopay.com

CANYON RIDGE® collection

Clopay offers a complete portfolio of design options for homeowners who love the look of wood, but not the upkeep.

Constructed in durable, low-maintenance steel and composite, these faux wood alternatives offer the best of both worlds – the realism and beauty of a natural stained wood appearance combined with the strength and energy efficiency of insulated steel.

Clopay's extensive selection of faux overlays, designs, windows, decorative hardware and finish colors can complement any home style and budget.



Canyon Ridge® Collection Limited Edition Series Design 11 Shown in Dark Finish with Pecky Cypress Cladding, Clear Cypress Overlays and ARC3A Window Design (Model CAN211PCARC3A)

CANYON RIDGE® COLLECTION LIMITED EDITION SERIES

Beautiful and unique, Canyon Ridge® Collection Limited Edition Series carriage house doors are constructed of an energy efficient, durable steel core and finished with full composite cladding and overlays that have the appearance of authentic wood doors.

The cladding and overlay materials are molded from actual wood pieces to reproduce the natural texture and intricate grain patterns of the species they emulate. These two layers are attached to an Intellicore® polyurethane insulated steel door for added strength and energy efficiency.

The end result is a distinctive, customized wood-look door that is often indistinguishable from the real thing.



Surface Detail



Canyon Ridge® Collection Limited Edition Series Design 21 Shown in Dark Finish with Clear Cypress Cladding, Clear Cypress Overlays and ARCH3 Window Design (Model CAN221CCARCH3)



Canyon Ridge® Collection Ultra-Grain® Series Design 12 Shown in Medium Finish with Clear Cypress Overlays and REC14 Window Design (Model CAN212NCREC14)

CANYON RIDGE® COLLECTION ULTRA-GRAIN® SERIES



Canyon Ridge® Collection Ultra-Grain® Series Design 22 Shown in Medium Finish with Clear Cypress Overlays and REC13 Window Design (Model CAN222NCREC13)

An attractive and more economical alternative to the Limited Edition Series, this door features a 2" Intellicore® polyurethane insulated steel base door with Ultra-Grain®, a durable, natural-looking, woodgrain paint finish. Stained Clear Cypress composite overlays are applied to the steel door surface to create beautiful carriage house designs.



Surface Detail



faux wood.
REAL BEAUTY.

Canyon Ridge® Collection Limited Edition Series Design 22 Shown in Medium Finish with Clear Cypress Cladding, Mahogany Overlays and ARCH4 Window Design (Model CAN222CMARCH4)

LIMITED EDITION SERIES

5-LAYER CONSTRUCTION

intellcore®
insulation technology

Warmer. Quieter. Stronger.

Canyon Ridge® Collection Limited Edition Series doors featuring Intellcore® insulation technology represent the ultimate smart choice for homeowners. Clopay's Intellcore is a proprietary polyurethane foam that is injected into a garage door, expanding to fill the entire structure. The result is a door with incredible strength and durability. Its dense insulation also produces a quieter door, and with one of the industry's leading R-values of 20.4, it provides year-round comfort and improved energy efficiency. Smart, indeed.



- ① Composite Overlay
- ② Composite Cladding
- ③ Steel
- ④ 2" Intellcore® Polyurethane Insulation
- ⑤ Steel



2"
POLYURETHANE
INSULATION

COMPOSITE OVERLAY
DELAMINATION
**LIMITED
5YR
WARRANTY**

EFFICIENCY
20.4
R-VALUE

HARDWARE
**LIMITED
5YR
WARRANTY**

Canyon Ridge® Collection not applicable for new construction in California areas designated as "Fire Hazard Severity Zones".

Calculated door section R-value is in accordance with DASMA TDS-163.

MATERIAL DESIGN OPTIONS

Composite
Cladding
Materials

C

Clear Cypress

M

Mahogany

P

Pecky Cypress

Composite
Overlay
Materials

C

Clear Cypress

M


Mahogany

Note: Cladding and Overlay material options may be mixed and matched.



Canyon Ridge® Collection Limited Edition Series Design 12 Shown in Whitewash Finish with Mahogany Cladding, Mahogany Overlays and SQ23 Window Design (Model CAN212MMSQ23)

COLORS



Walnut Finish



Dark Finish



Medium Finish



Whitewash Finish



Primed

Cladding and Overlays are finished in the same color. Whitewash Finish available only on Mahogany Cladding and Overlays. Doors can be ordered primed for those homeowners wishing to custom paint or stain their doors. Door stain color will vary slightly within a door due to finishing process. Due to the printing process, above colors may vary.

DOOR DESIGNS

SERIES 1



Design 01



Design 11



Design 12



Design 13

SERIES 2



Design 21



Design 22



Design 23

SERIES 3



Design 31



Design 32



Design 33



Design 34



Design 35



Design 36



Design 37




Design 38

*Door widths available 6'2" to 20'0" wide in 2" increments. Designs 22, 23, 34 and 35 are not available 10'2" to 14'10" wide.
Door heights available 6'0" to 10'0" high in 3" increments. 6'3" high doors are not available with windows. See your Clopay Dealer for details.*

WINDOW DESIGNS / TOP SECTIONS

Top sections are available in solid panels or with windows in Rectangular, Square and Arched Designs. 1/8" DSB glass is standard. Frosted, Seeded, Obscure and Rain glass is also available as well as insulated versions of all glass types. Glass available on Series 1 and 2 only.



Clear Frosted Seeded Obscure Rain *Attractive beveled edge clip-in grilles are removable for easy cleaning.*

SERIES 1 & 2

Solid Top Sections Not Applicable to Design 01 and Series 3



TOP11 TOP12 TOP13 ARCH1

Window Designs Not Applicable to Design 01 and Series 3



REC11 REC13 REC14 SQ23
SQ24 ARCH1 ARCH3 ARCH4

SERIES 3

Solid Top Sections Not Applicable to Series 1 and 2



TOP11 TOP12 TOP13 ARCH1
ARCH1 ARCH1

ADDITIONAL SIZES & WINDOWS

Due to the extensive design options, not all sizes, window and top sections are shown. See your Clopay Dealer or go to www.clopay.com for more details.



10'4" – 14'10" WIDE DOORS 15'0" – 20'0" WIDE DOORS



CLASSIC and REFINED.

Canyon Ridge® Collection Ultra-Grain® Series Design 11 Shown in Walnut Finish with Clear Cypress Overlays and REC13 Window Design (Model CAN211NCREC13)

ULTRA-GRAIN® SERIES

4-LAYER CONSTRUCTION

intellcore®
insulation technology

Warmer. Quieter. Stronger.

Canyon Ridge® Collection Ultra-Grain® Series doors featuring Intellcore® insulation technology represent the ultimate smart choice for homeowners. Clopay's Intellcore is a proprietary polyurethane foam that is injected into a garage door, expanding to fill the entire structure. The result is a door with incredible strength and durability. Its dense insulation also produces a quieter door, and with one of the industry's leading R-values of 18.4, it provides year-round comfort and improved energy efficiency. Smart, indeed.



- 1 Composite Overlay
- 2 Steel with Ultra-Grain® Paint Finish
- 3 2" Intellcore® Polyurethane Insulation
- 4 Steel

STEEL PAINT SYSTEM
LIMITED LIFE WARRANTY

2" POLYURETHANE INSULATION

COMPOSITE OVERLAY DELAMINATION
LIMITED 5YR WARRANTY

EFFICIENCY
18.4 R-VALUE

HARDWARE
LIMITED 5YR WARRANTY

Canyon Ridge® Collection not applicable for new construction in California areas designated as "Fire Hazard Severity Zones".

Calculated door section R-value is in accordance with DASMA TDS-163.



MATERIAL DESIGN OPTIONS

Ultra-Grain®
Steel Base Door




*Note: Cladding is not present on Ultra-Grain® Series Models.
N = No Cladding.*

Composite
Overlay
Material



Canyon Ridge® Collection Ultra-Grain® Series Design 36 Shown in Medium Finish with Clear Cypress Overlays and TOP11 (Solid) Top Section (Model CAN236NCTOP11)

COLORS



Walnut Finish



Medium Finish

*Composite Overlays and Window Grilles are finished in the same color as the Ultra-Grain® base door.
Door stain color will vary slightly within a door due to finishing process.
Due to the printing process, above colors may vary.*

DOOR DESIGNS

SERIES 1



Design 11



Design 12



Design 13

SERIES 2



Design 21



Design 22



Design 23

SERIES 3



Design 31



Design 32



Design 33



Design 34



Design 35



Design 36



Design 37



Design 38

Door widths available 6'2" to 20'0" wide in 2" increments. Designs 22, 23, 34 and 35 are not available 10'2" to 14'10" wide. Door heights available 6'0" to 10'0" high in 3" increments. 6'3" high doors are not available with windows. See your Clopay Dealer for details.

WINDOW DESIGNS / TOP SECTIONS

Top sections are available in solid panels or with windows in Rectangular, Square and Arched Designs. 1/8" DSB glass is standard. Frosted, Seeded, Obscure and Rain glass is also available as well as insulated versions of all glass types. Glass available on Series 1 and 2 only.

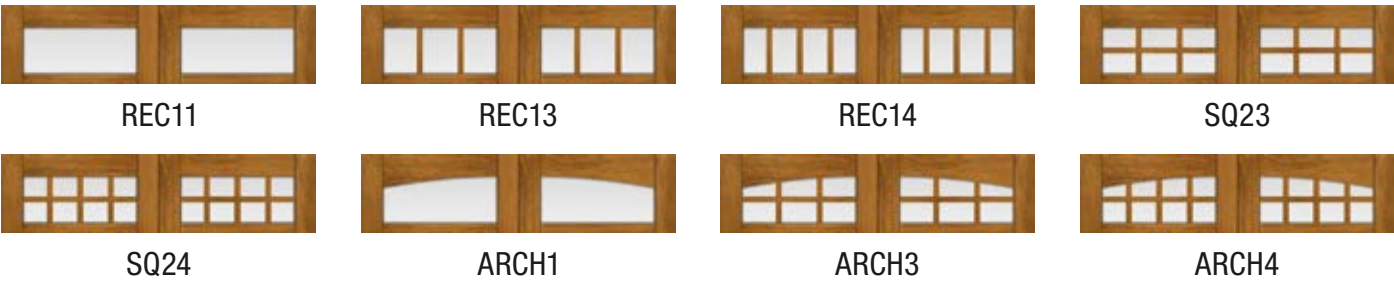


SERIES 1 & 2

Solid Top Sections Not Applicable to Series 3




Window Designs Not Applicable to Series 3



SERIES 3

Solid Top Sections Not Applicable to Series 1 and 2



ADDITIONAL SIZES & WINDOWS

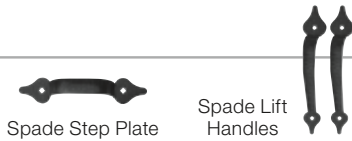
Due to the extensive design options, not all sizes, window and top sections are shown. See your Clopay Dealer or go to www.clopay.com for more details.





DECORATIVE HARDWARE

Attractive black powder coated grip handles and step plates are provided standard to further enhance the carriage house design. Optional antique black iron hardware, including handles, operable L-keylocks, strap hinges, door knockers and studs, are available to provide the look of a classic carriage house door.

STANDARD



OPTIONAL



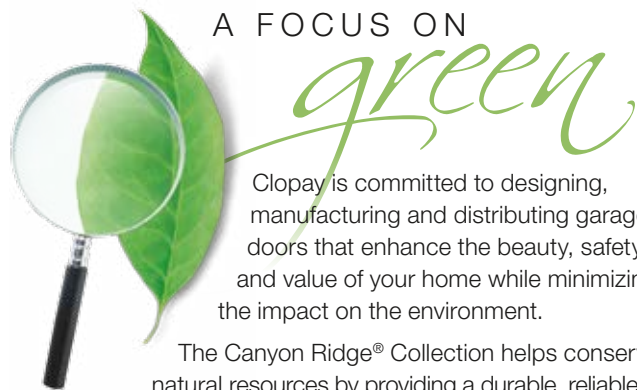
*Door may not open properly if installed near the top depending on opening dimensions and lift type. See your Clopay Dealer for more details.
†Hardware may not fit on all door designs. See your Clopay Dealer for more details.

ADDITIONAL FEATURES

- Replaceable vinyl bottom weather seal in rust free aluminum retainer helps protect against the elements.
- 10-ball nylon ball bearing rollers help ensure smooth, long-lasting, quiet operation.
- Heavy-duty 14 gauge steel hinges and brackets for smooth and worry-free operation.
- Patented Safe-T-Bracket® – Prevents serious injury that could occur if the bottom bracket were removed with the garage door closed and under tension.

FINISHING AND CARE

Proper care and maintenance are imperative for long-term performance and appearance of Canyon Ridge® Collection doors. Periodic inspection and maintenance of the composite cladding and overlays are required. Complete finishing and maintenance instructions are provided with the door and are also available from your Clopay Dealer or online at www.clopay.com.



Clopay is committed to designing, manufacturing and distributing garage doors that enhance the beauty, safety and value of your home while minimizing the impact on the environment.

The Canyon Ridge® Collection helps conserve natural resources by providing a durable, reliable, low-maintenance, energy efficient door insulated with polyurethane. The steel used in Clopay's doors is made from over 75% recycled content. All Clopay doors are made in the U.S., minimizing shipping, damage and handling.

For more details on Clopay's green practices visit clopaydoor.com/green



For more detailed product specification information or availability of our Canyon Ridge® Collection Garage Doors, please contact your Clopay Dealer. To locate a dealer to help you select the right door for your home, just go to www.clopaydoor.com/dealer or call 1-800-2CLOPAY (225-6729).

Follow us on