

# Modern Classic™

All Aluminum Garage Doors




Dark Bronze Anodized Frame,  
Insulated Satin Etched Glass

## Sleek, Stylish and Beautiful



Clear Anodized Frame,  
Insulated Satin  
Etched Glass



Black Anodized Frame,  
Insulated Satin Etched Glass

nwdusa.com  
800-522-2264

### NORTHWEST DOOR®

Northwest Door, Inc - PO Box 44605 - Tacoma, WA 98448



- Since 1946 -

# Heavy Duty Commercial Grade Aluminum

## Construction

Modern Classic is constructed of commercial grade extruded aluminum alloy stiles and rails. Mechanical fasteners that connect the stiles and rails are extremely strong and visually undetectable. The Modern Classic comes standard with a clear anodized finish. Optional finishes include black anodized, dark bronze anodized, white Polycron® III polyester finish and many non-stock colored Duranar® painted finishes. The white polyester finished doors can also be easily field painted to your exact color requirement.

The Modern Classic can be built with either aluminum or glass panels. Standard aluminum panels are smooth and .050 thick. You may also choose 1/4" laminated panels which have a polyvinyl honeycomb core or 1/2" thick Polystyrene or Urethane insulated panels. Glass thicknesses are available from 1/8" to 1/2" thick. Choose from many tinted and patterned glass, single pane or insulated, either tempered, laminated or annealed. Low-E type glass is available in insulated units only. Other specialty glass and or panel materials are also available allowing design flexibility if you wish to match other elements or materials on your home.

### NOMINAL SPECIFICATIONS, DOOR:

- Frame:** 2" Thick Extruded Aluminum 6063-T6
- Section Joint:** Shiplap Joint on Meeting Rails, Between Door Sections
- Top & Bottom Rail Widths:** 5-7/8" (5-1/2" on Flat)
- Meeting Rails, Combined Width:** 4-3/16" (3-1/2" on Flat)
- End Stile Width:** 5-7/8" (5-1/2" on Flat)
- Center Stile Width:** 3-1/4" (2-1/2" on Flat)
- Panels:** 1/8" Clear Tempered Glass (Standard)
- Finish:** Class II Clear Anodized (Standard)
- Bottom Weather Seal:** U-Shape Loop Type Vinyl
- Warranty, Door:** Limited Lifetime



### NOMINAL SPECIFICATIONS, HARDWARE:

15" or 12" radius torsion hardware; track is 2" bracket mounted. 3" Track is supplied when required by door weight. 10,000 Cycle oil tempered torsion springs, non-corrosive door fixtures, graduated hinges and long life white nylon rollers with ball bearings are standard. U-shaped galvanized struts are supplied with every double car door and as required by weight to keep door rigid. Standard one year warranty on operational hardware.

### ENVIRONMENTAL ADVANTAGES:

The Modern Classic uses approximately 25% recycled aluminum in the aluminum frame; the maximum allowable to maintain both strength and quality assurance; all manufacturing scrapes are recycled. For thermal advantages, the door frame as well as the glass and aluminum panels can be insulated; Low-E glass is also available for additional thermal performance.

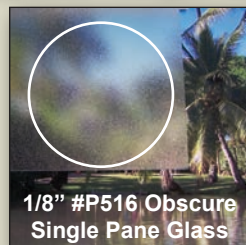
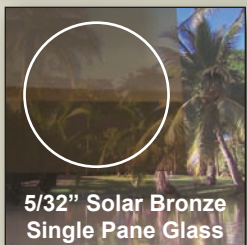


## Standard Glass

is available annealed and tempered; in both single pane and insulated. When tinted or patterned glass is insulated; the tint or pattern will be the exterior pane of the insulated unit, the interior pane will be clear.




These glass samples were placed 7" in front of a photo to illustrate the transparency of the glass, the actual color may vary from these photos




★ Non-Standard or specialty glass is also available per your specifications up to a maximum 1/2" thickness

# Standard Colors



Black Anodize



Dark Bronze Anodize




Clear Anodize



White Polycron III

★ *Non-Standard colors also available; choose from a wide selection of Duranar® Colors or you can field paint the white Polycron® III finished door to your exact color requirements*

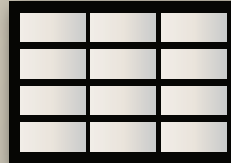
# Standard Layouts




8'-0" x 7'-0"  
4-Section, 2-Panel




9'-0" x 7'-0"  
4-Section, 2-Panel




10'-0" x 7'-0"  
4-Section, 3-Panel




12'-0" x 7'-0"  
4-Section, 3-Panel




16'-0" x 7'-0"  
4-Section, 4-Panel




18'-0" x 7'-0"  
4-Section, 5-Panel




8'-0" x 8'-0"  
4-Section, 2-Panel




9'-0" x 8'-0"  
4-Section, 2-Panel




10'-0" x 8'-0"  
4-Section, 3-Panel



12'-0" x 8'-0"  
4-Section, 3-Panel



16'-0" x 8'-0"  
4-Section, 4-Panel



18'-0" x 8'-0"  
4-Section, 5-Panel

★ *Non-Standard panel arrangements are available to meet your specific requirements.*

# Standard Sizes

Standard Widths	8'-0"	9'-0"	10'-0"	12'-0"	16'-0"	18'-0"
Panels Wide	2	2	3	3	4	5
Standard Heights	7'-0"	8'-0"	9'-0"	10'-0"	12'-0"	
Sections High	4	4	5	5	6	

★ *Non-Standard sizes are available up to 20'-2" wide and 12' high*

# Beauty that will last a Lifetime



Clear Anodized Frame,  
Single Pane Clear Glass

*The Modern Classic is a true stile and rail garage door made with an all aluminum frame.*



*Now you can have the stylish appeal of a sleek and architecturally refined garage door, the Modern Classic.*



Clear Anodized Frame,  
Single Pane PPG Green Solexia Glass

# Virtually Maintenance Free



Statuary Bronze Duranar® Painted Frame,  
Insulated Satin Etched Glass

*Panel widths and heights can be configured to meet your design requirements. You can choose from glass or aluminum panels, painted or with an anodized finish, regardless of your choices the beauty of the Modern Classic will last a lifetime.*



Clear Anodized Frame,  
Single Pane Satin Etched Glass, Aluminum Bottom Panels



*Your Northwest Door Dealer is ready to help, including installation of the doors and to ensure your garage doors will work smoothly over the years to come. We support our dealers, with continuing investments in our technology-advanced manufacturing facility to provide our customers with high quality and competitively priced garage doors and products.*

**NORTHWEST DOOR DEALER:**



*Northwest Door recommends LiftMaster Professional Line Garage Door Openers for the Modern Classic and all models of Northwest Door Garage Doors.*